



Location: CMA1b - Harbour Grand Hotel Boundary Wall

Report on 24-hour TSP monitoring

Action Level ( $\mu\text{g}/\text{m}^3$ ) - 176.7

Limit Level ( $\mu\text{g}/\text{m}^3$ ) - 260

Date	Sampling Time	Weather Condition	Filter paper no.	Filter Weight, g		Elapse Time, hr		Sampling Time, hr	Flow Rate, $\text{m}^3/\text{min}$			Total Volume, $\text{m}^3$	TSP Level, $\mu\text{g}/\text{m}^3$
				Initial	Final	Initial	Final		Initial, $Q_{si}$	Final, $Q_{sf}$	Average		
2-Apr-19	14:05	Cloudy	CMA1b_24hr_140947	2.6412	2.7107	13404.64	13428.64	24.00	1.23	1.22	1.22	1762	39.4
8-Apr-19	11:15	Cloudy	CMA1b_24hr_140939	2.6368	2.6767	13444.43	13468.43	24.00	1.32	1.32	1.32	1901	21.0
12-Apr-19	8:00	Rainy	CMA1b_24hr_140774	2.6571	2.6815	13469.93	13493.93	24.00	1.22	1.22	1.22	1757	13.9
17-Apr-19	8:00	Cloudy	CMA1b_24hr_140930	2.6526	2.6940	13499.80	13523.80	24.00	1.22	1.22	1.22	1752	23.6
23-Apr-19	8:00	Fine	CMA1b_24hr_141147	2.6765	2.7083	13532.04	13556.04	24.00	1.19	1.19	1.19	1720	18.5

Remarks: Due to interruption of electricity, the 24hr TSP was rescheduled from 1 and 6 April 2019 to 2 and 8 April 2019 respectively.

Report on 1-hour TSP monitoring

Action Level ( $\mu\text{g}/\text{m}^3$ ) - 320.1

Limit Level ( $\mu\text{g}/\text{m}^3$ ) - 500

Date	Sampling Time	Weather Condition	Filter paper no.	Filter Weight, g		Elapse Time, hr		Sampling Time, hr	Flow Rate, $\text{m}^3/\text{min}$			Total Volume, $\text{m}^3$	TSP Level, $\mu\text{g}/\text{m}^3$
				Initial	Final	Initial	Final		Initial, $Q_{si}$	Final, $Q_{sf}$	Average		
2-Apr-19	9:15	Cloudy	CMA1b_1hr_1_140839	2.6488	2.6515	13401.64	13402.64	1.00	1.23	1.23	1.23	74	36.7
2-Apr-19	10:50	Cloudy	CMA1b_1hr_2_140848	2.6540	2.6550	13402.64	13403.64	1.00	1.23	1.23	1.23	74	13.6
2-Apr-19	13:00	Cloudy	CMA1b_1hr_3_140948	2.6378	2.6381	13403.64	13404.64	1.00	1.23	1.23	1.23	74	4.1
8-Apr-19	8:03	Cloudy	CMA1b_1hr_1_140800	2.6500	2.6527	13441.43	13442.43	1.00	1.21	1.21	1.21	73	37.1
8-Apr-19	9:07	Cloudy	CMA1b_1hr_2_140798	2.6600	2.6623	13442.43	13443.43	1.00	1.21	1.21	1.21	73	31.6
8-Apr-19	10:09	Cloudy	CMA1b_1hr_3_140795	2.6574	2.6589	13443.43	13444.43	1.00	1.21	1.21	1.21	73	20.6
13-Apr-19	8:10	Cloudy	CMA1b_1hr_1_140924	2.6452	2.6477	13493.93	13494.93	1.00	1.22	1.22	1.22	73	34.2
13-Apr-19	9:15	Cloudy	CMA1b_1hr_2_140926	2.6435	2.6435	13494.93	13495.93	1.00	1.22	1.22	1.22	73	<0.1
13-Apr-19	10:20	Cloudy	CMA1b_1hr_3_140928	2.6576	2.6576	13495.93	13496.93	1.00	1.22	1.22	1.22	73	<0.1
18-Apr-19	8:05	Cloudy	CMA1b_1hr_1_140986	2.7450	2.7450	13523.80	13524.80	1.00	1.22	1.22	1.22	73	<0.1
18-Apr-19	9:07	Cloudy	CMA1b_1hr_2_140987	2.7707	2.7707	13524.80	13525.80	1.00	1.22	1.22	1.22	73	<0.1
18-Apr-19	10:09	Cloudy	CMA1b_1hr_3_140988	2.7491	2.7491	13525.80	13526.80	1.00	1.22	1.22	1.22	73	<0.1
24-Apr-19	14:00	Fine	CMA1b_1hr_1_140775	2.6506	2.6540	13556.04	13557.04	1.00	1.19	1.19	1.19	72	47.4
24-Apr-19	15:05	Fine	CMA1b_1hr_2_141018	2.7386	2.7386	13557.04	13558.04	1.00	1.19	1.19	1.19	72	<0.1
24-Apr-19	16:10	Fine	CMA1b_1hr_3_141021	2.7427	2.7440	13558.04	13559.04	1.00	1.19	1.19	1.19	72	18.1



Location: CMA2a - Causeway Bay Community Centre

Report on 24-hour TSP monitoring  
 Action Level ( $\mu\text{g}/\text{m}^3$ ) - 169.5  
 Limit Level ( $\mu\text{g}/\text{m}^3$ ) - 260

Date	Sampling Time	Weather Condition	Filter paper no.	Filter Weight, g		Elapse Time, hr		Sampling Time, hr	Flow Rate, $\text{m}^3/\text{min}$			Total Volume, $\text{m}^3$	TSP Level, $\mu\text{g}/\text{m}^3$
				Initial	Final	Initial	Final		Initial, $Q_{si}$	Final, $Q_{sf}$	Average		
2-Apr-19	12:45	Cloudy	CMA2a_24hr_140949	2.6380	2.7149	3.15	27.15	24.00	1.35	1.34	1.35	1939	39.7
6-Apr-19	8:00	Cloudy	CMA2a_24hr_140922	2.6442	2.8170	27.15	51.15	24.00	1.89	1.89	1.89	2716	63.6
12-Apr-19	8:00	Rainy	CMA2a_24hr_140932	2.6260	2.6963	54.15	78.15	24.00	1.79	1.79	1.79	2583	27.2
17-Apr-19	8:00	Cloudy	CMA2a_24hr_140972	2.7504	2.8453	81.15	105.15	24.00	1.34	1.34	1.34	1930	49.2
23-Apr-19	8:00	Fine	CMA2a_24hr_141148	2.6687	2.7551	108.43	132.43	24.00	1.33	1.33	1.33	1918	45.1

Remarks: Due to interruption of electricity, the 24hr TSP was rescheduled from 1 April 2019 to 2 April 2019.

Report on 1-hour TSP monitoring  
 Action Level ( $\mu\text{g}/\text{m}^3$ ) - 323.4  
 Limit Level ( $\mu\text{g}/\text{m}^3$ ) - 500

Date	Sampling Time	Weather Condition	Filter paper no.	Filter Weight, g		Elapse Time, hr		Sampling Time, hr	Flow Rate, $\text{m}^3/\text{min}$			Total Volume, $\text{m}^3$	TSP Level, $\mu\text{g}/\text{m}^3$
				Initial	Final	Initial	Final		Initial, $Q_{si}$	Final, $Q_{sf}$	Average		
2-Apr-19	8:00	Cloudy	CMA2a_1hr_1_140886	2.6289	2.6372	0.15	1.15	1.00	1.35	1.35	1.35	81	102.6
2-Apr-19	9:25	Cloudy	CMA2a_1hr_2_140838	2.6464	2.6503	1.15	2.15	1.00	1.35	1.35	1.35	81	48.2
2-Apr-19	10:55	Cloudy	CMA2a_1hr_3_140849	2.6326	2.6362	2.15	3.15	1.00	1.35	1.35	1.35	81	44.5
8-Apr-19	8:10	Cloudy	CMA2a_1hr_1_140799	2.6612	2.6872	51.15	52.15	1.00	1.88	1.88	1.88	113	230.2
8-Apr-19	9:15	Cloudy	CMA2a_1hr_2_140797	2.6580	2.6657	52.15	53.15	1.00	1.88	1.88	1.88	113	68.2
8-Apr-19	10:20	Cloudy	CMA2a_1hr_3_140796	2.6573	2.6633	53.15	54.15	1.00	1.88	1.88	1.88	113	53.1
13-Apr-19	8:05	Cloudy	CMA2a_1hr_1_140925	2.6531	2.6543	78.15	79.15	1.00	1.79	1.79	1.79	108	11.1
13-Apr-19	9:07	Cloudy	CMA2a_1hr_2_140927	2.6482	2.6547	79.15	80.15	1.00	1.79	1.79	1.79	108	60.4
13-Apr-19	10:09	Cloudy	CMA2a_1hr_3_140929	2.6376	2.6399	80.15	81.15	1.00	1.79	1.79	1.79	108	21.4
18-Apr-19	8:08	Cloudy	CMA2a_1hr_1_140989	2.7395	2.7412	105.15	106.15	1.00	1.34	1.34	1.34	80	21.2
18-Apr-19	9:10	Cloudy	CMA2a_1hr_2_140990	2.7566	2.7566	106.15	107.15	1.00	1.34	1.34	1.34	80	<0.1
18-Apr-19	10:12	Cloudy	CMA2a_1hr_3_140991	2.7839	2.7861	107.15	108.15	1.00	1.34	1.34	1.34	80	27.4
24-Apr-19	14:00	Fine	CMA2a_1hr_1_141014	2.7796	2.7850	132.43	133.43	1.00	1.33	1.33	1.33	80	67.6
24-Apr-19	15:10	Fine	CMA2a_1hr_2_141019	2.7704	2.7745	133.43	134.43	1.00	1.33	1.33	1.33	80	51.3
24-Apr-19	16:15	Fine	CMA2a_1hr_3_141022	2.7349	2.7415	134.43	135.43	1.00	1.33	1.33	1.33	80	82.6



Location: CMA3a - CWB PRE Site Office Area

Report on 24-hour TSP monitoring  
Action Level ( $\mu\text{g}/\text{m}^3$ ) - 171  
Limit Level ( $\mu\text{g}/\text{m}^3$ ) - 260

Date	Sampling Time	Weather Condition	Filter paper no.	Filter Weight, g		Elapse Time, hr		Sampling Time, hr	Flow Rate, $\text{m}^3/\text{min}$			Total Volume, $\text{m}^3$	TSP Level, $\mu\text{g}/\text{m}^3$
				Initial	Final	Initial	Final		Initial, $Q_{si}$	Final, $Q_{sf}$	Average		
1-Apr-19	8:00	Cloudy	CMA3a_24hr_140850	2.6516	2.7515	10390.29	10414.29	24.00	1.01	1.01	1.01	1450	68.9
6-Apr-19	8:00	Cloudy	CMA3a_24hr_140918	2.6163	2.6943	10417.29	10441.29	24.00	0.99	0.99	0.99	1431	54.5
12-Apr-19	8:00	Rainy	CMA3a_24hr_140931	2.6514	2.6956	10444.29	10468.29	24.00	1.00	1.00	1.00	1440	30.7
17-Apr-19	8:00	Cloudy	CMA3a_24hr_140969	2.7396	2.7888	10471.29	10495.29	24.00	1.00	0.99	1.00	1434	34.3
23-Apr-19	8:00	Fine	CMA3a_24hr_141149	2.6591	2.7016	10498.30	10522.30	24.00	1.07	1.07	1.07	1537	27.6

Report on 1-hour TSP monitoring  
Action Level ( $\mu\text{g}/\text{m}^3$ ) - 311.3  
Limit Level ( $\mu\text{g}/\text{m}^3$ ) - 500

Date	Sampling Time	Weather Condition	Filter paper no.	Filter Weight, g		Elapse Time, hr		Sampling Time, hr	Flow Rate, $\text{m}^3/\text{min}$			Total Volume, $\text{m}^3$	TSP Level, $\mu\text{g}/\text{m}^3$
				Initial	Final	Initial	Final		Initial, $Q_{si}$	Final, $Q_{sf}$	Average		
2-Apr-19	9:09	Cloudy	CMA3a_1hr_1_140836	2.6484	2.6490	10414.29	10415.29	1.00	1.01	1.01	1.01	60	9.9
2-Apr-19	10:30	Cloudy	CMA3a_1hr_2_140846	2.6543	2.6562	10415.29	10416.29	1.00	1.01	1.01	1.01	60	31.5
2-Apr-19	13:00	Cloudy	CMA3a_1hr_3_140915	2.6484	2.6504	10416.29	10417.29	1.00	1.01	1.01	1.01	60	33.1
8-Apr-19	13:00	Cloudy	CMA3a_1hr_1_140794	2.6644	2.6661	10441.29	10442.29	1.00	1.12	1.12	1.12	67	25.3
8-Apr-19	14:16	Cloudy	CMA3a_1hr_2_140937	2.6571	2.6573	10442.29	10443.29	1.00	1.12	1.12	1.12	67	3.0
8-Apr-19	15:20	Cloudy	CMA3a_1hr_3_140783	2.6575	2.6626	10443.29	10444.29	1.00	1.12	1.12	1.12	67	76.0
13-Apr-19	8:05	Cloudy	CMA3a_1hr_1_140952	2.7595	2.7595	10468.29	10469.29	1.00	1.00	1.00	1.00	60	<0.1
13-Apr-19	9:15	Cloudy	CMA3a_1hr_2_140777	2.6521	2.6533	10469.29	10470.29	1.00	1.00	1.00	1.00	60	20.0
13-Apr-19	10:17	Cloudy	CMA3a_1hr_3_140959	2.7653	2.7707	10470.29	10471.29	1.00	1.00	1.00	1.00	60	90.0
18-Apr-19	13:00	Cloudy	CMA3a_1hr_1_141156	2.6885	2.6919	10495.29	10496.29	1.00	0.99	0.99	0.99	60	57.0
18-Apr-19	14:04	Cloudy	CMA3a_1hr_2_140966	2.7811	2.7841	10496.29	10497.29	1.00	0.99	0.99	0.99	60	50.3
18-Apr-19	15:07	Cloudy	CMA3a_1hr_3_141158	2.7002	2.7054	10497.29	10498.29	1.00	0.99	0.99	0.99	60	87.1
24-Apr-19	14:20	Fine	CMA3a_1hr_1_141034	2.7560	2.7578	10522.30	10523.30	1.00	1.07	1.07	1.07	64	28.1
24-Apr-19	15:30	Fine	CMA3a_1hr_2_141032	2.7326	2.7364	10523.30	10524.30	1.00	1.07	1.07	1.07	64	59.3
24-Apr-19	16:40	Fine	CMA3a_1hr_3_141030	2.7482	2.7503	10524.30	10525.30	1.00	1.07	1.07	1.07	64	32.8



Location: CMA4a - SPCA

Report on 24-hour TSP monitoring

Action Level ( $\mu\text{g}/\text{m}^3$ ) - 171.2  
Limit Level ( $\mu\text{g}/\text{m}^3$ ) - 260

Date	Sampling Time	Weather Condition	Filter paper no.	Filter Weight, g		Elapse Time, hr		Sampling Time, hr	Flow Rate, $\text{m}^3/\text{min}$			Total Volume, $\text{m}^3$	TSP Level, $\mu\text{g}/\text{m}^3$
				Initial	Final	Initial	Final		Initial, $Q_{si}$	Final, $Q_{sf}$	Average		
1-Apr-19	8:00	Cloudy	CMA4a_24hr_140907	2.6313	2.7642	27208.29	27232.29	24.00	1.27	1.27	1.27	1831	72.6
6-Apr-19	8:00	Cloudy	CMA4a_24hr_140917	2.6215	2.7122	27235.29	27259.29	24.00	1.21	1.21	1.21	1748	51.9
12-Apr-19	8:00	Rainy	CMA4a_24hr_140933	2.6232	2.6802	27262.29	27286.29	24.00	1.27	1.27	1.27	1823	31.3
18-Apr-19	16:10	Cloudy	CMA4a_24hr_141160	2.6940	2.7504	27398.75	27422.75	24.00	1.26	1.26	1.26	1818	31.0
23-Apr-19	8:00	Fine	CMA4a_24hr_141150	2.6798	2.7567	27422.75	27446.75	24.00	1.33	1.33	1.33	1922	40.0

Remarks: Due to interruption of electricity, the 24hr TSP was rescheduled from 17 April 2019 to 18 April 2019.

Report on 1-hour TSP monitoring

Action Level ( $\mu\text{g}/\text{m}^3$ ) - 312.5  
Limit Level ( $\mu\text{g}/\text{m}^3$ ) - 500

Date	Sampling Time	Weather Condition	Filter paper no.	Filter Weight, g		Elapse Time, hr		Sampling Time, hr	Flow Rate, $\text{m}^3/\text{min}$			Total Volume, $\text{m}^3$	TSP Level, $\mu\text{g}/\text{m}^3$
				Initial	Final	Initial	Final		Initial, $Q_{si}$	Final, $Q_{sf}$	Average		
2-Apr-19	8:55	Cloudy	CMA4a_1hr_1_140835	2.6300	2.6348	27232.29	27233.29	1.00	1.27	1.27	1.27	76	62.9
2-Apr-19	10:50	Cloudy	CMA4a_1hr_2_140845	2.6543	2.6588	27233.29	27234.29	1.00	1.27	1.27	1.27	76	59.0
2-Apr-19	13:00	Cloudy	CMA4a_1hr_3_140914	2.6447	2.6494	27234.29	27235.29	1.00	1.27	1.27	1.27	76	61.6
8-Apr-19	13:00	Cloudy	CMA4a_1hr_1_140793	2.6534	2.6560	27259.29	27260.29	1.00	1.26	1.26	1.26	76	34.4
8-Apr-19	14:05	Cloudy	CMA4a_1hr_2_140792	2.6489	2.6530	27260.29	27261.29	1.00	1.26	1.26	1.26	76	54.3
8-Apr-19	15:08	Cloudy	CMA4a_1hr_3_140790	2.6467	2.6530	27261.29	27262.29	1.00	1.26	1.26	1.26	76	83.4
13-Apr-19	8:03	Cloudy	CMA4a_1hr_1_140951	2.7837	2.7837	27286.29	27287.29	1.00	1.17	1.17	1.17	70	<0.1
13-Apr-19	9:13	Cloudy	CMA4a_1hr_2_140958	2.7722	2.7722	27287.29	27288.29	1.00	1.17	1.17	1.17	70	<0.1
13-Apr-19	10:18	Cloudy	CMA4a_1hr_3_140995	2.7740	2.7818	27288.29	27289.29	1.00	1.17	1.17	1.17	70	111.1
18-Apr-19	13:00	Cloudy	CMA4a_1hr_1_141155	2.6990	2.7062	27395.75	27396.75	1.00	1.26	1.26	1.26	76	95.1
18-Apr-19	14:02	Cloudy	CMA4a_1hr_2_141157	2.6802	2.6857	27396.75	27397.75	1.00	1.26	1.26	1.26	76	72.6
18-Apr-19	15:04	Cloudy	CMA4a_1hr_3_141159	2.7005	2.7040	27397.75	27398.75	1.00	1.26	1.26	1.26	76	46.2
24-Apr-19	14:30	Fine	CMA4a_1hr_1_141033	2.7299	2.7316	27446.75	27447.75	1.00	1.28	1.28	1.28	77	22.1
24-Apr-19	15:45	Fine	CMA4a_1hr_2_141031	2.7348	2.7348	27447.75	27448.75	1.00	1.33	1.33	1.33	80	<0.1
24-Apr-19	16:56	Fine	CMA4a_1hr_3_141029	2.7506	2.7506	27448.75	27449.75	1.00	1.33	1.33	1.33	80	<0.1



Location: CMA5b - Pedestrian Plaza

Report on 24-hour TSP monitoring

Action Level ( $\mu\text{g}/\text{m}^3$ ) - 181  
Limit Level ( $\mu\text{g}/\text{m}^3$ ) - 260

Date	Sampling Time	Weather Condition	Filter paper no.	Filter Weight, g		Elapse Time, hr		Sampling Time, hr	Flow Rate, $\text{m}^3/\text{min}$			Total Volume, $\text{m}^3$	TSP Level, $\mu\text{g}/\text{m}^3$
				Initial	Final	Initial	Final		Initial, $Q_{si}$	Final, $Q_{sf}$	Average		
1-Apr-19	8:00	Cloudy	CMA5b_24hr_140909	2.6446	2.7508	11839.27	11863.27	24.00	0.93	0.92	0.92	1332	79.7
6-Apr-19	8:00	Cloudy	CMA5b_24hr_140920	2.6398	2.7270	11866.27	11890.27	24.00	0.79	0.78	0.78	1130	77.2
13-Apr-19	13:05	Rainy	CMA5b_24hr_140953	2.7835	2.8491	11896.27	11920.27	24.00	0.85	0.85	0.85	1229	53.4
18-Apr-19	11:15	Cloudy	CMA5b_24hr_141154	2.7023	2.7676	11922.32	11946.32	24.00	0.79	0.79	0.79	1133	57.6
23-Apr-19	8:00	Fine	CMA5b_24hr_141146	2.6770	2.7158	11946.32	11970.32	24.00	0.85	0.85	0.85	1229	31.6

Remarks: Due to interruption of electricity, the 24hr TSP was rescheduled from 12 and 17 April 2019 to 13 and 18 April 2019 respectively

Report on 1-hour TSP monitoring

Action Level ( $\mu\text{g}/\text{m}^3$ ) - 332  
Limit Level ( $\mu\text{g}/\text{m}^3$ ) - 500

Date	Sampling Time	Weather Condition	Filter paper no.	Filter Weight, g		Elapse Time, hr		Sampling Time, hr	Flow Rate, $\text{m}^3/\text{min}$			Total Volume, $\text{m}^3$	TSP Level, $\mu\text{g}/\text{m}^3$
				Initial	Final	Initial	Final		Initial, $Q_{si}$	Final, $Q_{sf}$	Average		
2-Apr-19	8:05	Cloudy	CMA5b_1hr_1_140903	2.6698	2.6723	11863.27	11864.27	1.00	0.80	0.80	0.80	48	52.3
2-Apr-19	10:00	Cloudy	CMA5b_1hr_2_140840	2.6493	2.6537	11864.27	11865.27	1.00	0.80	0.80	0.80	48	92.0
2-Apr-19	13:00	Cloudy	CMA5b_1hr_3_140912	2.6580	2.6630	11865.27	11866.27	1.00	0.80	0.80	0.80	48	104.6
8-Apr-19	13:00	Cloudy	CMA5b_1hr_1_140940	2.6310	2.6316	11890.27	11891.27	1.00	0.91	0.91	0.91	54	11.0
8-Apr-19	14:10	Cloudy	CMA5b_1hr_2_140936	2.6282	2.6300	11891.27	11892.27	1.00	0.91	0.91	0.91	54	33.1
8-Apr-19	15:20	Cloudy	CMA5b_1hr_3_140787	2.6579	2.6597	11892.27	11893.27	1.00	0.91	0.91	0.91	54	33.1
13-Apr-19	8:00	Cloudy	CMA5b_1hr_1_140784	2.6584	2.6702	11893.27	11894.27	1.00	0.79	0.79	0.79	47	248.8
13-Apr-19	10:05	Cloudy	CMA5b_1hr_2_140968	2.7578	2.7658	11894.27	11895.27	1.00	0.79	0.79	0.79	47	168.7
13-Apr-19	13:00	Cloudy	CMA5b_1hr_3_140971	2.7430	2.7484	11895.27	11896.27	1.00	0.79	0.79	0.79	47	113.8
18-Apr-19	8:03	Cloudy	CMA5b_1hr_1_141164	2.6757	2.6789	11919.32	11920.32	1.00	0.79	0.79	0.79	47	67.9
18-Apr-19	9:06	Cloudy	CMA5b_1hr_2_140994	2.7920	2.7920	11920.32	11921.32	1.00	0.79	0.79	0.79	47	<0.1
18-Apr-19	10:09	Cloudy	CMA5b_1hr_3_141152	2.7083	2.7119	11921.32	11922.32	1.00	0.79	0.79	0.79	47	76.4
24-Apr-19	8:06	Fine	CMA5b_1hr_1_141097	2.6801	2.6802	11970.32	11971.32	1.00	0.85	0.89	0.87	52	1.9
24-Apr-19	9:09	Fine	CMA5b_1hr_2_141100	2.6925	2.6925	11971.32	11972.32	1.00	0.85	0.85	0.85	51	<0.1
24-Apr-19	10:11	Fine	CMA5b_1hr_3_141168	2.6881	2.6881	11972.32	11973.32	1.00	0.85	0.85	0.85	51	<0.1



Location: MA1e - International Finance Centre (Eastern Wing)

Report on 24-hour TSP monitoring

Action Level ( $\mu\text{g}/\text{m}^3$ ) - 173.4  
 Limit Level ( $\mu\text{g}/\text{m}^3$ ) - 260

Date	Sampling Time	Weather Condition	Filter paper no.	Filter Weight, g		Elapse Time, hr		Sampling Time, hr	Flow Rate, $\text{m}^3/\text{min}$			Total Volume, $\text{m}^3$	TSP Level, $\mu\text{g}/\text{m}^3$
				Initial	Final	Initial	Final		Initial, $Q_{si}$	Final, $Q_{sf}$	Average		
1-Apr-19	8:00	Cloudy	MA1e_24hr_140755	2.6627	2.7877	24143.89	24167.89	24.00	1.33	1.33	1.33	1917	65.2
8-Apr-19	15:23	Cloudy	MA1e_24hr_140757	2.6537	2.6799	24206.58	24230.58	24.00	1.36	1.37	1.37	1966	13.3
13-Apr-19	13:00	Rainy	MA1e_24hr_140962	2.7792	2.8453	24247.45	24271.45	24.00	1.28	1.28	1.28	1843	35.9
17-Apr-19	8:00	Cloudy	MA1e_24hr_141102	2.6621	2.7007	24271.45	24295.45	24.00	1.28	1.28	1.28	1839	21.0
24-Apr-19	16:30	Fine	MA1e_24hr_141178	2.6981	2.7412	24301.47	24325.47	24.00	1.29	1.29	1.29	1859	23.2

Remarks: Due to interruption of electricity, the 24hr TSP was rescheduled from 7, 12 and 23 April 2019 to 8, 13 and 24 April 2019 respectively

Report on 1-hour TSP monitoring

Action Level ( $\mu\text{g}/\text{m}^3$ ) - 325.1  
 Limit Level ( $\mu\text{g}/\text{m}^3$ ) - 500

Date	Sampling Time	Weather Condition	Filter paper no.	Filter Weight, g		Elapse Time, hr		Sampling Time, hr	Flow Rate, $\text{m}^3/\text{min}$			Total Volume, $\text{m}^3$	TSP Level, $\mu\text{g}/\text{m}^3$
				Initial	Final	Initial	Final		Initial, $Q_{si}$	Final, $Q_{sf}$	Average		
2-Apr-19	8:35	Cloudy	MA1e_1hr_1_140834	2.6494	2.6514	24167.89	24168.89	1.00	1.28	1.28	1.28	77	26.0
2-Apr-19	10:40	Cloudy	MA1e_1hr_2_140843	2.6560	2.6583	24168.89	24169.89	1.00	1.28	1.28	1.28	77	29.9
2-Apr-19	13:00	Cloudy	MA1e_1hr_3_140941	2.6442	2.6450	24169.89	24170.89	1.00	1.28	1.28	1.28	77	10.4
8-Apr-19	8:45	Cloudy	MA1e_1hr_1_140773	2.6620	2.6630	24203.58	24204.58	1.00	1.37	1.37	1.37	82	12.2
8-Apr-19	9:50	Cloudy	MA1e_1hr_2_140770	2.6633	2.6645	24204.58	24205.58	1.00	1.37	1.37	1.37	82	14.6
8-Apr-19	13:00	Cloudy	MA1e_1hr_3_140760	2.6488	2.6505	24205.58	24206.58	1.00	1.37	1.37	1.37	82	20.8
13-Apr-19	8:35	Cloudy	MA1e_1hr_1_140955	2.7705	2.7705	24244.45	24245.45	1.00	1.28	1.28	1.28	77	<0.1
13-Apr-19	9:50	Cloudy	MA1e_1hr_2_140780	2.6522	2.6538	24245.45	24246.45	1.00	1.28	1.28	1.28	77	20.8
13-Apr-19	10:58	Cloudy	MA1e_1hr_3_141101	2.6673	2.6718	24246.45	24247.45	1.00	1.28	1.28	1.28	77	58.6
18-Apr-19	8:50	Cloudy	MA1e_1hr_1_141017	2.7542	2.7552	24295.45	24296.45	1.00	1.28	1.28	1.28	77	13.1
18-Apr-19	9:55	Cloudy	MA1e_1hr_2_141006	2.7466	2.7466	24296.45	24297.45	1.00	1.28	1.28	1.28	77	<0.1
18-Apr-19	11:00	Cloudy	MA1e_1hr_3_141009	2.7732	2.7746	24297.45	24298.45	1.00	1.28	1.28	1.28	77	18.3
24-Apr-19	13:20	Fine	MA1e_1hr_1_141012	2.7729	2.7905	24298.47	24299.47	1.00	1.29	1.29	1.29	78	227.0
24-Apr-19	14:25	Fine	MA1e_1hr_2_141173	2.6926	2.6941	24299.47	24300.47	1.00	1.29	1.29	1.29	78	19.3
24-Apr-19	15:27	Fine	MA1e_1hr_3_141175	2.6834	2.6850	24300.47	24301.47	1.00	1.27	1.27	1.27	76	21.0



Location: MA1w - International Finance Centre (Western Wing)

Report on 24-hour TSP monitoring

Action Level ( $\mu\text{g}/\text{m}^3$ ) - 173.4  
Limit Level ( $\mu\text{g}/\text{m}^3$ ) - 260

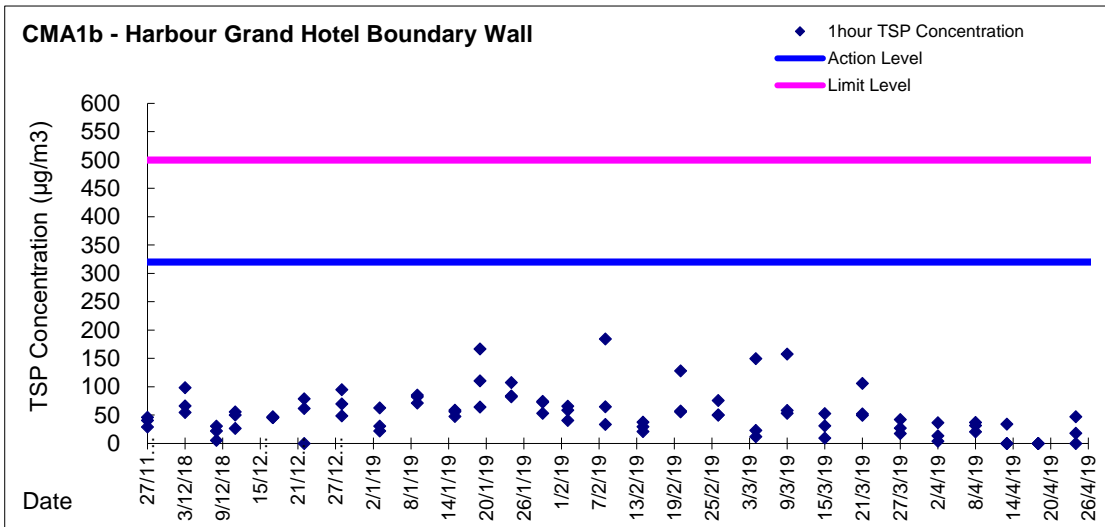
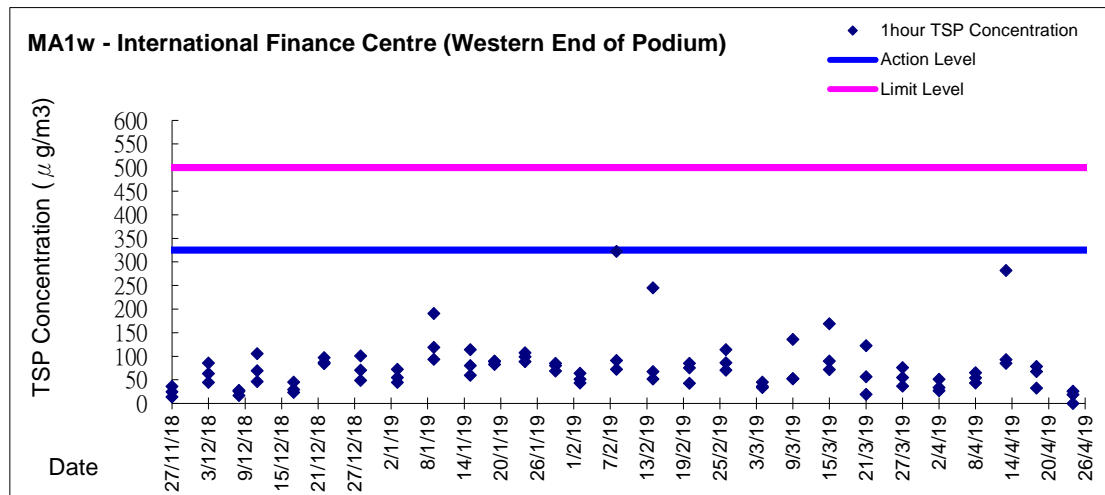
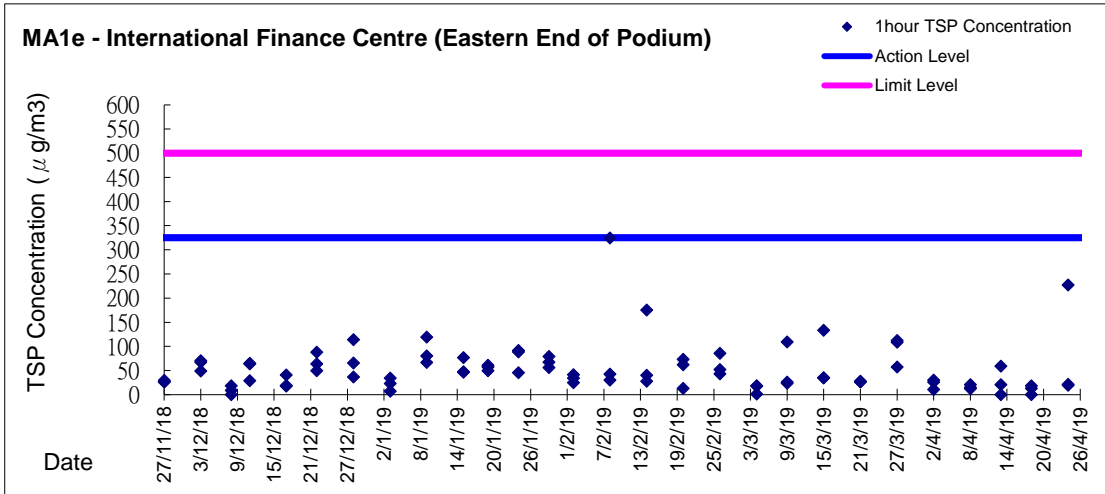
Date	Sampling Time	Weather Condition	Filter paper no.	Filter Weight, g		Elapse Time, hr		Sampling Time, hr	Flow Rate, $\text{m}^3/\text{min}$			Total Volume, $\text{m}^3$	TSP Level, $\mu\text{g}/\text{m}^3$
				Initial	Final	Initial	Final		Initial, $Q_{si}$	Final, $Q_{sf}$	Average		
1-Apr-19	8:00	Cloudy	MA1w_24hr 140754	2.6586	2.7762	23913.71	23937.71	24.00	1.39	1.39	1.39	1998	58.9
6-Apr-19	8:00	Cloudy	MA1w_24hr 140945	2.6417	2.7930	23940.68	23964.68	24.00	1.38	1.37	1.38	1980	76.4
12-Apr-19	8:00	Rainy	MA1w_24hr 140756	2.6663	2.7480	23967.68	23991.68	24.00	1.38	1.38	1.38	1988	41.1
17-Apr-19	8:00	Cloudy	MA1w_24hr 141104	2.6585	2.7519	23994.68	24018.68	24.00	1.38	1.38	1.38	1983	47.1
23-Apr-19	8:00	Fine	MA1w_24hr 141013	2.7605	2.8199	24021.68	24045.68	24.00	1.26	1.26	1.26	1816	32.7

Report on 1-hour TSP monitoring

Action Level ( $\mu\text{g}/\text{m}^3$ ) - 325.1  
Limit Level ( $\mu\text{g}/\text{m}^3$ ) - 500

Date	Sampling Time	Weather Condition	Filter paper no.	Filter Weight, g		Elapse Time, hr		Sampling Time, hr	Flow Rate, $\text{m}^3/\text{min}$			Total Volume, $\text{m}^3$	TSP Level, $\mu\text{g}/\text{m}^3$
				Initial	Final	Initial	Final		Initial, $Q_{si}$	Final, $Q_{sf}$	Average		
2-Apr-19	8:30	Cloudy	MA1w_1hr_1 140833	2.6614	2.6640	23937.71	23938.71	1.00	1.28	1.28	1.28	77	33.9
2-Apr-19	10:35	Cloudy	MA1w_1hr_2 140842	2.6411	2.6454	23938.71	23939.71	1.00	1.39	1.39	1.39	83	51.7
2-Apr-19	13:00	Cloudy	MA1w_1hr_3 140942	2.6390	2.6411	23939.71	23940.71	1.00	1.28	1.28	1.28	77	27.4
8-Apr-19	9:00	Cloudy	MA1w_1hr_1 140772	2.6459	2.6513	23964.68	23965.68	1.00	1.37	1.37	1.37	82	65.6
8-Apr-19	10:05	Cloudy	MA1w_1hr_2 140769	2.6541	2.6586	23965.68	23966.68	1.00	1.37	1.37	1.37	82	54.7
8-Apr-19	13:00	Cloudy	MA1w_1hr_3 140759	2.6440	2.6476	23966.68	23967.68	1.00	1.37	1.37	1.37	82	43.7
13-Apr-19	8:30	Cloudy	MA1w_1hr_1 140956	2.7783	2.7854	23991.68	23992.68	1.00	1.27	1.27	1.27	76	93.1
13-Apr-19	9:45	Cloudy	MA1w_1hr_2 140779	2.6594	2.6659	23992.68	23993.68	1.00	1.27	1.27	1.27	76	85.2
13-Apr-19	10:53	Cloudy	MA1w_1hr_3 140961	2.7735	2.7950	23993.68	23994.68	1.00	1.27	1.27	1.27	76	281.9
18-Apr-19	8:45	Cloudy	MA1w_1hr_1 141016	2.7383	2.7410	24018.68	24019.68	1.00	1.38	1.38	1.38	83	32.7
18-Apr-19	9:50	Cloudy	MA1w_1hr_2 141005	2.7556	2.7612	24019.68	24020.68	1.00	1.38	1.38	1.38	83	67.8
18-Apr-19	10:55	Cloudy	MA1w_1hr_3 141008	2.7688	2.7753	24020.68	24021.68	1.00	1.38	1.38	1.38	83	78.7
24-Apr-19	13:00	Fine	MA1w_1hr_1 141171	2.6813	2.6833	24045.68	24046.68	1.00	1.29	1.29	1.29	77	25.9
24-Apr-19	14:30	Fine	MA1w_1hr_2 141172	2.6883	2.6883	24046.68	24047.68	1.00	1.26	1.26	1.26	76	<0.1
24-Apr-19	15:32	Fine	MA1w_1hr_3 141182	2.6903	2.6918	24047.68	24048.68	1.00	1.33	1.33	1.33	80	18.7

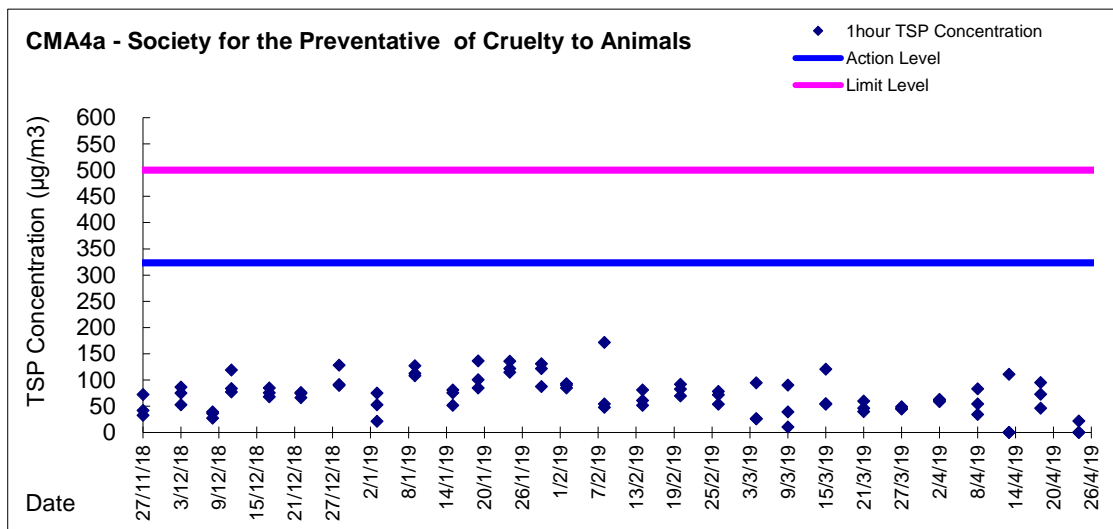
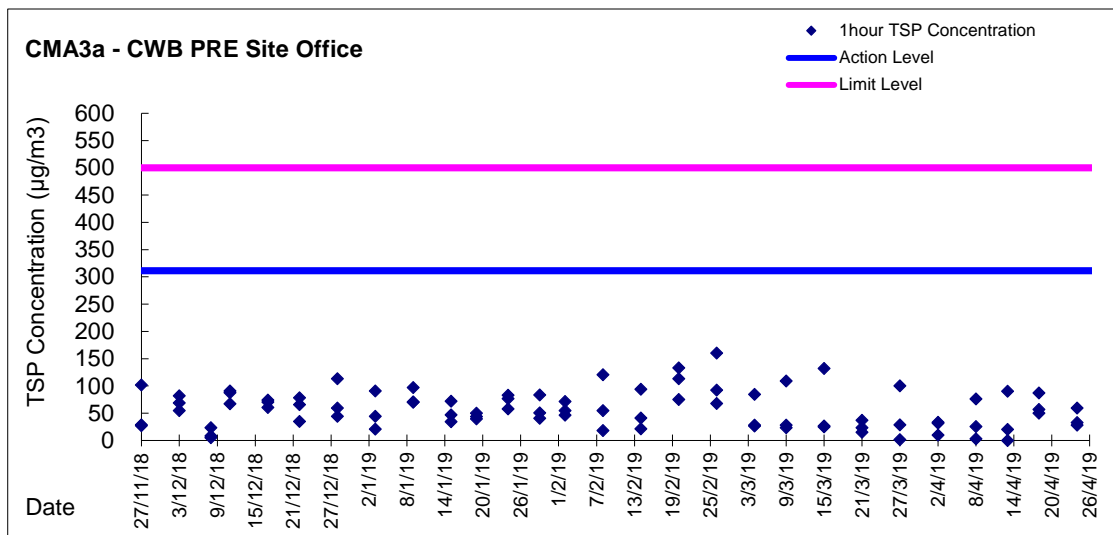
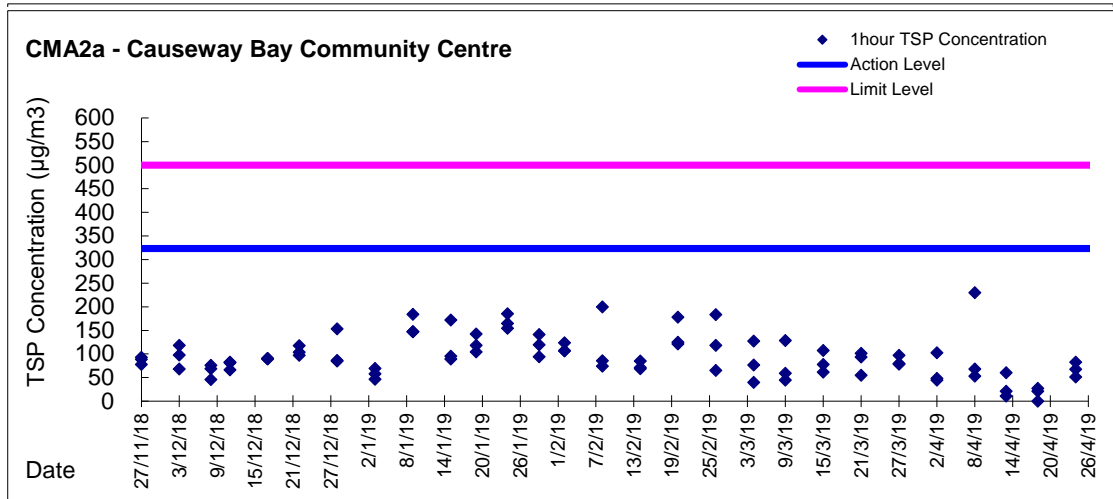
Graphic Presentation of 1 hour TSP Result





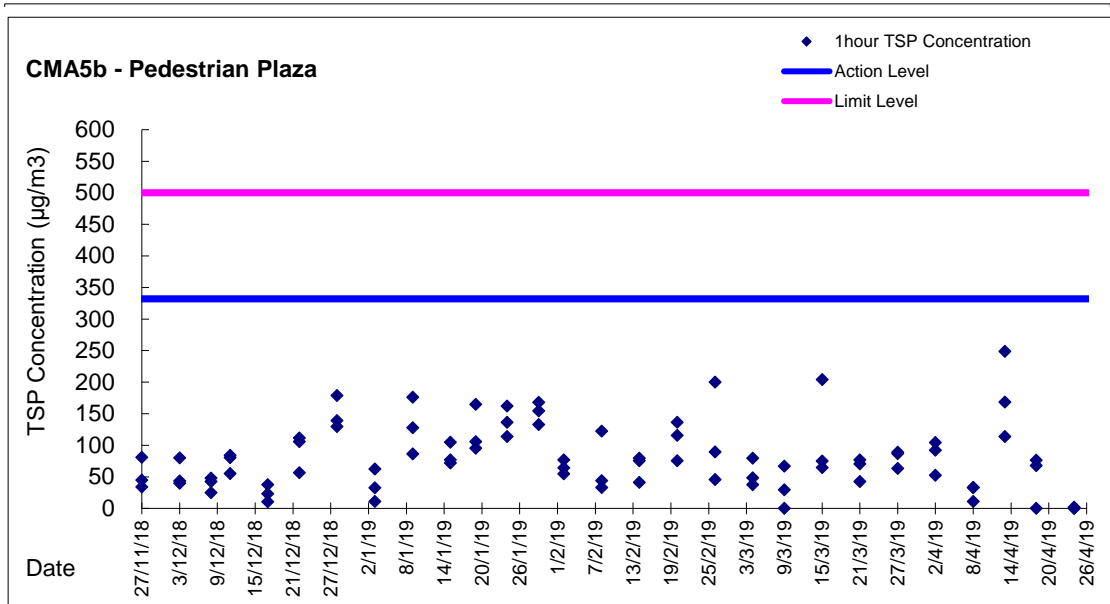


Graphic Presentation of 1 hour TSP Result

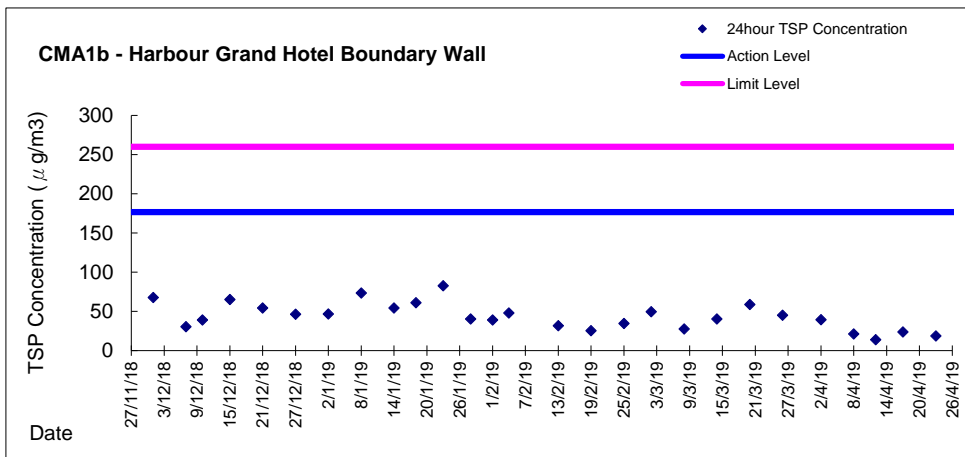
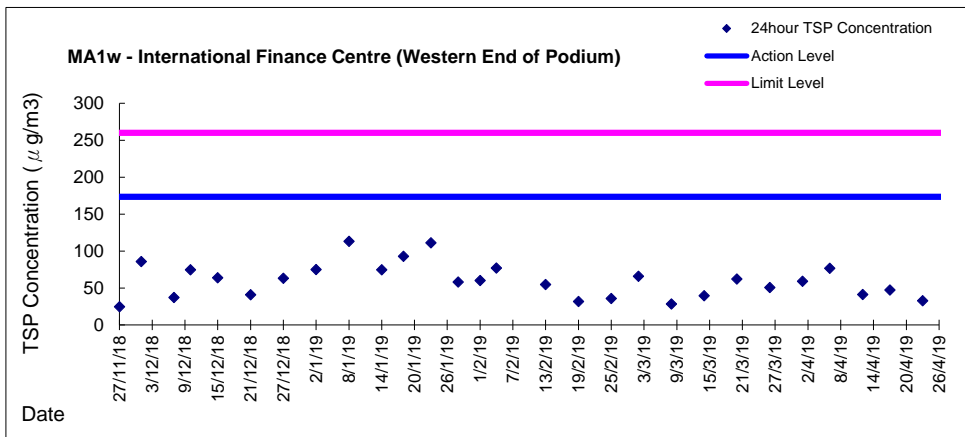
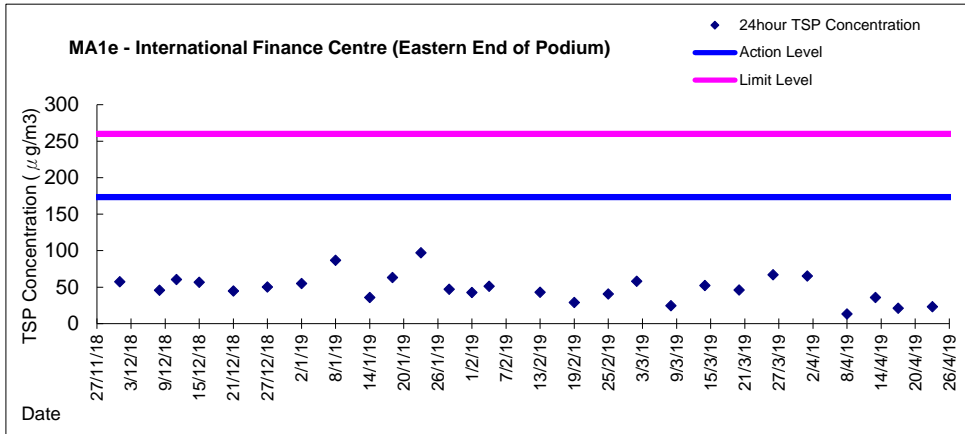




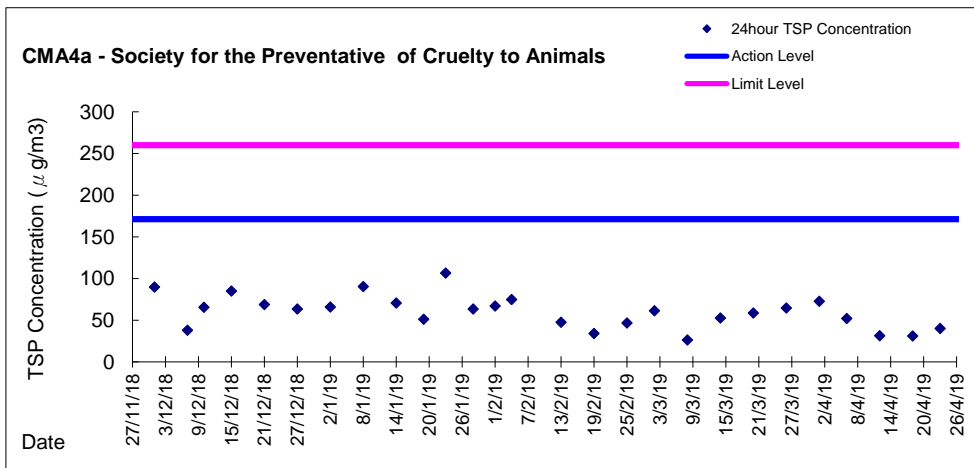
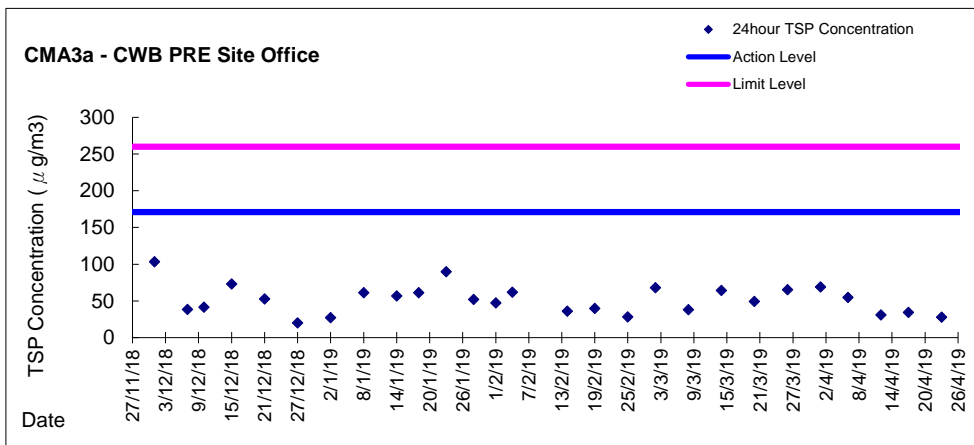
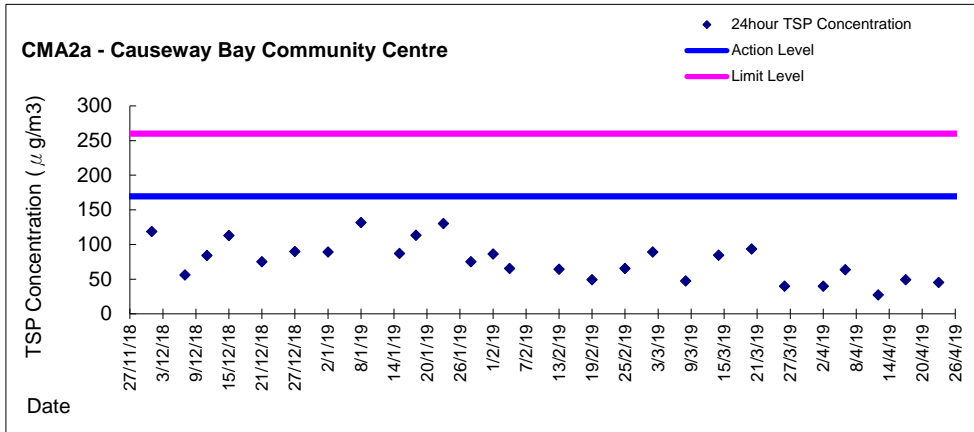
Graphic Presentation of 1 hour TSP Result



**Graphic Presentation of 24 hour TSP Result**



**Graphic Presentation of 24 hour TSP Result**



Graphic Presentation of 24 hour TSP Result

